

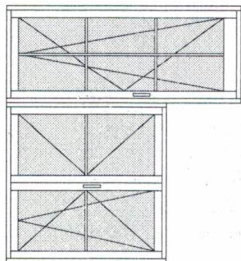


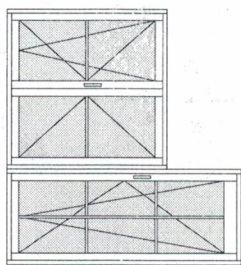
Material	Grille to be used	Boundary beam, pump pathway	Type of beam	Planned pathway (pneumatically guided)	Beam	Planned pathway (free of air)
1. P.P.		Relaxant arm	1. Type of beam	Planned pathway (pneumatically guided)	Beam	Planned pathway (free of air)
		1. Relaxant arm	1. Relaxant arm	1. Relaxant arm	1. Relaxant arm	1. Relaxant arm
		2. Relaxant arm	2. Relaxant arm	2. Relaxant arm	2. Relaxant arm	2. Relaxant arm
		3. Relaxant arm	3. Relaxant arm	3. Relaxant arm	3. Relaxant arm	3. Relaxant arm
		4. Relaxant arm	4. Relaxant arm	4. Relaxant arm	4. Relaxant arm	4. Relaxant arm
		5. Relaxant arm	5. Relaxant arm	5. Relaxant arm	5. Relaxant arm	5. Relaxant arm
2. P.P.		Relaxant arm	1. Type of beam	Planned pathway (pneumatically guided)	Beam	Planned pathway (free of air)
		1. Relaxant arm	1. Relaxant arm	1. Relaxant arm	1. Relaxant arm	1. Relaxant arm
		2. Relaxant arm	2. Relaxant arm	2. Relaxant arm	2. Relaxant arm	2. Relaxant arm
		3. Relaxant arm	3. Relaxant arm	3. Relaxant arm	3. Relaxant arm	3. Relaxant arm
		4. Relaxant arm	4. Relaxant arm	4. Relaxant arm	4. Relaxant arm	4. Relaxant arm
		5. Relaxant arm	5. Relaxant arm	5. Relaxant arm	5. Relaxant arm	5. Relaxant arm



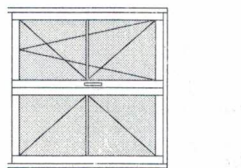
↓



↑



2



3